


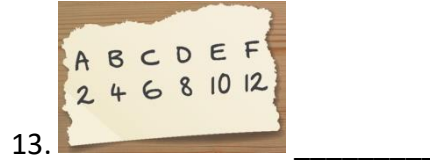

ENGLISH 6º PRIMARIA

REVIEW UNIT 4. LET'S COMMUNICATE!

Name: _____ Date: 17th March 2020

1. Read and write.

video call – letter – radio programme – postcard – note – TV programme – text – sign – advert –
webcam - brochure – email – code - sign language



2. Read and learn. Lee y aprende) Resumen gramatical del tema 4.

PAST SIMPLE REGULAR AND IRREGULAR VERBS: AFFIRMAYIVE

- I / You / He / She / It
You / We / They
danced at the party.
listened to the radio.
studied English for the exam.
stopped the ball.
- I / You / He / She / It
You / We / They
wrote a text.
ran the marathon.

PAST SIMPLE REGULAR AND IRREGULAR VERBS: NEGATIVE

- I / You / He / She / It
You / We / They
didn't dance at the party.
didn't listen to the radio.
didn't study English for the exam.
didn't stop the ball.
- I / You / He / She / It
You / We / They
didn't write a text.
didn't run the marathon.

PAST SIMPLE REGULAR AND IRREGULAR VERBS: INTERROGATIVE AND SHORT ANSWERES

- **Did** { I / you / he / she / it
you / we / they } **dance** at the party?
listen to the radio?
study English for the exam?
stop the ball?

- **Did** { I / you / he / she / it
you / we / they } **write** a text?
run the marathon?

- **Yes** { I / you / he / she / it
you / we / they } **did.**
- **No** { } **didn't.**

PAST SIMPLE: QUESTIONS WORDS

- **Where** { } **go?**
- When** { } **see?**
- What** { } **do?**
- **Why** { **did** } I / you / he
she / it / you
- Who** { } **go with?**
- How** { } **get there?**

PAST SIMPLE REGULAR VERBS PRONUNCIATION

Pronunciation of ED



/id/

T wanted
D needed

* **Voiced Sound**
= uses the vocal
cords and they
produce a vibration
or humming sound
in the throat.

(Touch your throat to feel it)

/t/

P helped
K looked
F sniffed
GH laughed
SH washed
CH watched
SS kissed
C danced
X fixed

VOICELESS

/d/

L called
N cleaned
R offered
G damaged
V loved
S used
Z amazed
B rubbed
M claimed

VOICED *

Words that end in a vowel sound use the **/d/** pronunciation for ED.
e.g. -- followed -- enjoyed -- played -- tried -- continued

www.grammar.cl

www.woodwardenglish.com

www.vocabulary.cl

The pronunciation
of words ending in
ED depends on the
final **consonant**
sound. There are
three ways to
pronounce ED at
the end of a word
in English:

/id/ /t/ /d/

3. Complete the sentences in the past simple affirmative regular and irregular verbs.

1. I _____ dinner at six o'clock yesterday. (eat)
2. My sister _____ my dad in the kitchen. (help)
3. We _____ in the garden. (work)
4. They _____ English very well. (speak)
5. It _____ yesterday. (rain)
6. You _____ a new poster. (buy)
7. Robert _____ to the park. (go)

4. Complete the sentences in the past simple negative regular and irregular verbs.

1. You _____ computer games. (play)
2. Sarah _____ fun at the party. (have)
3. They _____ a T.V. programme. (watch)
4. We _____ the window. (break)
5. I _____ you yesterday. (phone)
6. Shakespeare _____ in 1615. (die)
7. It _____ the last winter. (snow)

5. Write questions and answer them in the past simple regular and irregular verbs.

1. They / visit a park last week.

_____ ? Yes, _____.

2. Lily / celebrate her 11th birthday there.

_____ ? No, _____.

3. Harry / come yesterday.

_____ ? Yes, _____.

4. Oliver and Megan / write an email.

_____ ? No, _____.

6. Classify and write the past of these verbs.

close - help - start - listen - look - want - invent - cry - open - stop - visit - snow -
talk - watch - arrive

/d/	/t/	/ɪd/

7. Read the answers and complete the questions.

1. Where did _____? She went to Dublin.
2. _____? She saw the Dublin Castle.
3. _____? She went with her friends.
4. _____? She went by plane.
5. _____? She went because it was summer holidays.

8. Read the text and answer the questions.

The screenshot shows a school website with a yellow background. At the top, there are four navigation tabs: 'OUR SCHOOL' (blue), 'SCHOOL NEWS' (yellow), 'GAMES' (orange), and 'CONTACT US' (green). The main content area features a news article titled 'Jack is the champion!' in a cursive font. The article is divided into three numbered sections. Section 1 describes Jack's win at a competition and the prize. Section 2 describes the game 'Wonder Words' and Jack's motivation. Section 3 describes the game's mechanics and includes a photo of Jack holding a trophy. A blue button at the bottom right says 'YOU CAN DOWNLOAD THE GAME FROM THE SCHOOL WEBSITE.' with a globe icon.

OUR SCHOOL **SCHOOL NEWS** **GAMES** **CONTACT US**

Jack is the champion!


1 Last Wednesday, Jack Allison won the City Schools Computer Coding Competition. He went to the town hall to receive a prize. The prize was a small trophy and £30 to spend on technology.

2 Jack designed a computer game called *Wonder Words* using the program Scratch. It's a word game and an adventure game mixed together! 'I love word games, but most of them are boring after a while. I wanted to design a game that was always fun and exciting!' said Jack.

3 The characters in Jack's game are in a huge castle. They move from room to room and look for clues to answer the word puzzles.

'I worked really hard on the game. I'm really happy everyone liked it!'

Everyone at the school is pleased, too. Well done, Jack!



YOU CAN DOWNLOAD THE GAME FROM THE SCHOOL WEBSITE.

1. What did Jack win? _____.
2. Where did Jack go to receive his prize? _____.
3. When did Jack go there? _____.
4. What did Jack call the game? _____.
5. Why did Jack design the game? _____.
6. How did Jack feel? _____.